




Dedicated to innovation in aerospace

Updated November 2023

# General Information Package

NLR Amsterdam



NLR - Netherlands Aerospace Centre

# Contents

<b>1</b>	<b>Introduction</b>	<b>4</b>
<b>2</b>	<b>Registration</b>	<b>4</b>
<b>3</b>	<b>Meeting Site</b>	<b>4</b>
<b>4</b>	<b>Directions</b>	<b>5</b>
	1.1. NLR Amsterdam by car	5
	1.2. NLR Amsterdam by public transportation	6
<b>5</b>	<b>Safety procedures Royal NLR</b>	<b>8</b>
<b>6</b>	<b>Hotel list for visitors NLR Amsterdam</b>	<b>9</b>
	1.3. Hotels nearby NLR	9
	1.4. Hotel nearby Schiphol Airport	10
	1.5. Hotel city centre of Amsterdam	10
	1.6. Business Hotel Reservations	10
<b>7</b>	<b>Useful information and links</b>	<b>11</b>
	1.7. Public transport	12
	1.8. Emergency numbers	14

# 1 Introduction

In this package you will find information about your visit to Royal Netherlands Aerospace Centre (Royal NLR). This package contains information to assist you with the planning of your participation in your meeting.

## 2 Registration

Please register at the reception desk at the date and time provided by your host.

**You need a valid ID to enter the building.** Please wear the badge provided by the receptionist always visible in the building



## 3 Meeting Site

Royal NLR  
Anthony Fokkerweg 2, 1059 CM Amsterdam  
Tel. +31 20 511 3113 (General number)

The receptionist will inform the host about your arrival. The host will escort you to the meeting room. Catering services for lunch are offered to the attendees free of charge. During the morning and afternoon breaks, refreshments will also be served free of charge.

## 4 Directions



Royal Netherlands Aerospace Centre (Royal NLR) in Amsterdam is located in the Schinkel industry zone, about 10 km (6 miles) north of Schiphol Airport.

### Visiting address

NLR Amsterdam  
Anthony Fokkerweg 2, 1059 CM Amsterdam  
Tel. +31 88 511 3113  
<http://www.nlr.org>

### 1.1. NLR Amsterdam by car

#### To get to the NLR Amsterdam by car from Schiphol:

Take the A4 highway (which runs from Schiphol to Amsterdam) and exit at Sloten (Exit 1). At the end of the exit road, turn right, in the direction of Schinkel/S107. After about 2 km, turn right, again in the direction of Schinkel/S107. This is the Henk Sneevlietweg. It takes you over a viaduct crossing the A10 highway. After the viaduct, take the first right to the Anthony Fokkerweg. The NLR Amsterdam will be on your right.

**Coming from other directions by car:**

From the A10 highway, take the Schinkel (S107) exit. (This is not accessible from the A4.) At the end of the exit road, follow the signs toward Schinkel and, after about 100 meters, take the first right to the Anthony Fokkerweg. The NLR Amsterdam will be on your right.

## 1.2. NLR Amsterdam by public transportation

**By Train from Schiphol Airport:**

The NLR Amsterdam will be on your right. Take the train to Amsterdam Lelylaan or Amsterdam Zuid WTC (about 7 minutes). Change for the Metro, line 50, to Henk Sneevlietweg (about 5 minutes). It is about a ten-minute walk from there.

**From Amsterdam Central Station (35 minutes):**

Take Tram 2 to Hoofddorpplein. It is about a ten-minute walk from there.

Or take any train going to Amsterdam Sloterdijk, Amsterdam Zuid WTC, or Amsterdam Lelylaan station and Metro line 50 to Henk Sneevlietweg. It is about a ten-minute walk from there.

**By Bus:**

Take Bus line 62 and leave at stop Naaldwijkstraat (nearby NLR).

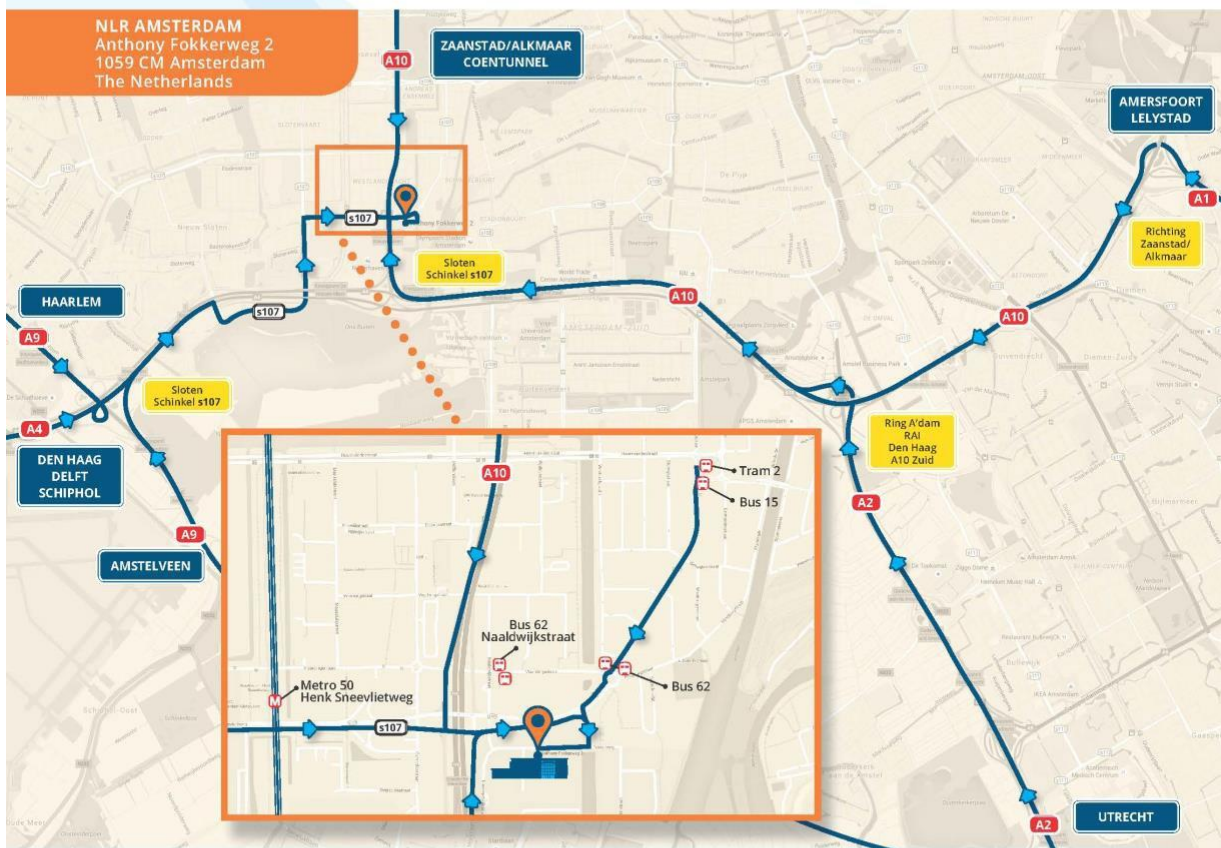
The map on the next page shows how to arrive at NLR Amsterdam by car or public transport.



Dedicated to innovation in aerospace

# Travel directions NLR Amsterdam

NETHERLANDS AEROSPACE CENTRE



**NLR AMSTERDAM**  
Anthony Fokkerweg 2  
1059 CM Amsterdam  
The Netherlands

**ZAANSTAD/ALKMAAR  
COENTUNNEL**

**AMERSFOORT  
LELYSTAD**

**HAARLEM**

**DEN HAAG  
DELFT  
SCHIPHOL**

**AMSTELVEEN**

**UTRECHT**

#### NLR Amsterdam by car from Schiphol:

Take the A4 highway (which runs from Schiphol to Amsterdam) and exit at Sloten (Exit 1). At the end of the exit road, turn right, in the direction of Schinkel/S107. After about 2 km, turn right, again in the direction of Schinkel/S107. This is the Henk Sneevlietweg. It takes you over a viaduct crossing the A10 highway. After the viaduct, take the first right to the Anthony Fokkerweg. The NLR Amsterdam will be on your right.

#### Coming from other directions by car:

From the A10 highway, take the Schinkel (S107) exit. (This is not accessible from the A4.) At the end of the exit road, follow the signs toward Schinkel and, after about 100 meters, take the first right to the Anthony Fokkerweg. The NLR Amsterdam will be on your right.

#### By Train from Schiphol Airport:

Take the train to Amsterdam Lelylaan or Amsterdam Zuid WTC (about 7 minutes). Change for the Metro, line 50, to Henk Sneevlietweg (about 5 minutes). It is about a ten-minute walk from there.

#### From Amsterdam Central Train Station:

Take Tram 2 to Hoofddorpplein. It is about a ten-minute walk from there.  
Or take any train going to Amsterdam Sloterdijk, Amsterdam Zuid WTC, or Amsterdam Lelylaan station and Metro line 50 to Henk Sneevlietweg. It is about a ten-minute walk from there.

#### Buses:

The NLR Amsterdam is also served by bus 62. The stop is called Naaldwijkstraat.

ET/2023/01

## 5 Safety procedures Royal NLR

Royal Netherlands Aerospace Centre welcomes you as a guest to our premises. At Royal NLR we are participating in aerospace and space programs that we need to perform accurately and carefully for our Customers and the Dutch Government. To achieve this house rules apply to our colleagues but also for you as our guest. We kindly ask you to read these instructions and take these into consideration while you are visiting us.

### **ID card**

To enter NLR, a valid passport or ID card will be required.

### **Visitors badge**

The receptionist will supply you with a visitor's badge which must be visibly worn at all times. At the end of the visit please hand in your visitor's badge at the reception desk.

### **Access to the offices**

During your visit, you will be escorted by your contact person at NLR. It is not allowed to access offices and/or facilities without being escorted by your contact person.

### **Photography and other recording devices**

The use of photo camera's or video cameras, USB memory sticks or any other recording device is not permitted during your visit without permission.

### **Incidents and accidents**

During your visit we are committed to take care of your safety and the safety of others. For that reason, you are requested to follow the safety instructions. Instructions "what to do in case of fire, serious accidents or other calamities" can be found in the corridors. In case you signal any incident or accident, please report this to your contact person or to the security officer at Emergency telephone number +31 88 511 3669.

### **Smoking policy**

In the offices and facilities of NLR, smoking is not permitted.

### **Terms of Use for the NLR Guest Wireless Network**

Your host will provide you with a unique Guest Account No. and Password. When you log in into the NLR Wireless Guest Network (the 'Network'), you accept that this Network may only be used with the prior permission from NLR. The responsibility of NLR is limited to the role of Internet Access Provider, as NLR does not initiate your transmissions, does not select the receiver(s) of your transmissions and does not modify your transmitted data. It is strictly forbidden to undertake any actions that (may) lead to disruption or abuse of the Network and/or any type of cybercrime. You are responsible for (the management and security of) your own systems and the (consequences of) data that is transmitted through the Network. NLR is not responsible for any damage arising from poor performance or unavailability of the Network.

## 6 Hotel list for visitors NLR Amsterdam

Please check Best Available Rate. Some hotels have a Shuttle service from Schiphol Airport available.

T = Telephone

R = Reservations

E = E-mail address

W = Website

### 1.3. Hotels nearby NLR

#### **Corendon City Hotel Amsterdam**

Aletta Jacobslaan 7, 1066 BP Amsterdam

T: +31 20 820 7820

R: +31 20 820 7888

W: <http://corendonhotels.com>

E: [reservations.vitalityamsterdam@corendonhotels](mailto:reservations.vitalityamsterdam@corendonhotels) (res)

Please check Best Available Rate (mention NLR visit)

#### **Best Western Hotel Amsterdam**

Voorburgstraat 250, 1059 VD Amsterdam

W: [Best Western Hotel Amsterdam, Amsterdam - The place to stay \(bestwesternamsterdam.nl\)](http://BestWesternHotelAmsterdam.com)

T: Reception +31 85 273 3568 / [rec@bestwesternamsterdam.nl](mailto:rec@bestwesternamsterdam.nl)

T: Reservations Tel +31 85 273 3568 / [res@bestwesternamsterdam.nl](mailto:res@bestwesternamsterdam.nl)

#### **XO Hotels Couture**

Delflandlaan 15, 1062 EA Amsterdam

T: +31 (0)20 8809090

W: [www.xohotelscouture.com](http://www.xohotelscouture.com)

E: [info@xohotelscouture.com](mailto:info@xohotelscouture.com)

#### **Park Plaza Vondelpark Amsterdam**

Koningslaan 3, 1075 AA Amsterdam

T: +31 20 664 6111

R: +31 20 794 0451

W: <https://www.radissonhotels.com/nl-nl/hotels/park-plaza-vondelpark-amsterdam>

E: [ppvofo@pphe.com](mailto:ppvofo@pphe.com) (res)

#### **Westcord Fashion Hotel Amsterdam (NLR Rate)**

Hendrikje Stoffelsstraat 1, 1058 GC Amsterdam

T: +31 20 810 0800

W: <http://www.westcordhotels.com>

E: [fashion@westcordhotels.nl](mailto:fashion@westcordhotels.nl) (res)

Please check Best Available Rate (mention NLR visit)

**Dutch Design Hotel Artemis Amsterdam**

John M. Keynesplein 2, 1066 EP Amsterdam

T: +31 800 8585 2345

W: <http://artemis-amsterdam.hotel-rez.com>

## 1.4. Hotel nearby Schiphol Airport

**Park Plaza Amsterdam Airport**

Melbournestraat 1, 1175 RM Lijnden

T: +31 20 658 0580

R: +31 20 655 1081 / Europe Toll Free +00 800 8147 0000

E: [ppaares@pphe.com](mailto:ppaares@pphe.com)

W: [www.parkplaza.com/amsterdam](http://www.parkplaza.com/amsterdam)

Shuttle service from Schiphol Airport available

## 1.5. Hotel city centre of Amsterdam

**Owl Hotel**

Roemer Visscherstraat 1, 1054 EV Amsterdam

T/R: +31 20 618 9484

E: [info@owl-hotel.nl](mailto:info@owl-hotel.nl)

W: <http://www.owl-hotel.nl>

## 1.6. Business Hotel Reservations

**Business Hotel Reservations BV**

Heemstedestraat 10, 1058 NM Amsterdam

T: +31 20 408 1600

E: [reservations@bhr.nl](mailto:reservations@bhr.nl)

W: <https://www.businesshotelreservations.nl/>


## 7 Useful information and links

### Climate and Time

A current weather forecast can be found at: <https://www.weatheronline.co.uk> or <https://www.buienradar.nl>  
Amsterdam follows Central European Time (CET).

### A Warning

Amsterdam is one of the most visited cities in Europe. There are not only enthusiastic tourists in the streets admiring the beauties of Amsterdam, there are also pickpockets. Especially in busy shopping areas, please keep an eye on your pockets, wallets, handbags, etc.



### Currency

The currency in the Netherlands is the Euro. In many shops, the amount to pay is rounded off to the nearest 5 Eurocents. For more information on the actual rates: <http://www.x-rates.com>

### Banking and Credit Cards

Banks are usually open from Monday to Friday from 09.00 to 17:00 hours. Most banks are closed during the weekend but provide 24-hour cash machines. These are located throughout the city.

Most large restaurants and shops accept international credit cards, but please check for the credit card stickers displayed on the doors before you enter. American Express, MasterCard and Visa credit cards are widely used.

**Tipping**

Tipping in restaurants, bars and taxis is not mandatory. The service charge is generally included in the price. Of course personnel will appreciate a tip for a job well done.

**Value-added Tax (VAT) Refund**

If you are not a national of an EC country, you can be reimbursed the VAT at the airport. Please ask the shop for a tax-free form and together with the form and the goods you bought, you will be reimbursed at the tax-free desk at the airport.

**Telephone and Postal Services**

The international dialing code to the Netherlands is +31. In The Netherlands the international access prefix is 00. Credit phone cards or coins must be used for public phones. Post offices (TNT Post) are often located in small shops in Amsterdam and are open from 09.00 to 18.00 hours.

**Opening Hours of shops**

Small shops in Amsterdam are generally open from 09:00 to 18:00h. Some of the larger shops are open from 08.00 to 20.00h. Grocery stores are generally opened until 22.00h.

**Electricity**

The voltage in Amsterdam is EU standard of 230 volts/50 hertz. Please ensure that you have the proper adapters for your appliances.

**1.7. Public transport**

The Amsterdam public transport company GVB runs 14 tram routes, 40 bus routes, 5 metro routes, and 7 ferry connections in the city. Pedestrians (and cyclists) can use the ferries crossing the North Sea Channel and the IJ for free.

There are a various number of public transport tickets for sale; the most import are:

- GVB day or multi-day ticket/card
- Amsterdam Travel Ticket
- Amsterdam & Region Travel Ticket
- I Amsterdam City Card

For more information please visit: <https://reisproducten.gvb.nl/en/toeristen>

**GVB day or multi-day ticket/card**

The GVB day or multi-day ticket/card provides you with unlimited travel throughout Amsterdam, both day and night, on the bus, tram, and metro. You can purchase your day or multi-day ticket online as a voucher on GetYourGuide.com. If you have purchased your one to seven day ticket for public transport in Amsterdam via GetYourGuide.com, remember to first exchange your e-ticket or your printed voucher for a chip card at a GVB Service & Tickets counter.

You can also purchase a GVB day ticket from the driver or conductor in the tram or bus. All day tickets can also be purchased at ticket vending machines at all metro stations.

#### *How to use the GVB card on tram and bus?*

It is important that you always check in and check out. This includes when you transfer. To check in, you hold your ticket in front of the card reader. You should then hear a peep and a green lamp should light up. When leaving the tram or bus, you check out by once again holding your ticket in front of the card reader. It should then peep twice.

Note: these cards are only valid in GVB metros, trams, and buses. Thus, these are not valid in the regional buses of Connexion and EBS or on the train.

### **Amsterdam Travel Ticket**

The Amsterdam Travel Ticket provides you unlimited travel between Schiphol and Amsterdam on the train (NS railway), the Amsterdam Airport Express (bus 397) and Niteliner N97 (of Connexion) and unlimited travel for all GVB trams, day buses, night buses and metros.

This ticket is valid from the first time you check in until 04:00 in the morning after the last valid day (depending on whether you have the 1, 2, or 3-day variant). The day starts at midnight. For example: If you check in with the 2-day ticket from midnight onward on Wednesday, your ticket will be valid until 04:00 on Friday morning.

Buy online on <https://www.discoverholland.com/> or <https://www.public-transport-holland.com/>

### **Amsterdam & Region Travel Ticket**

The Amsterdam & Region Travel Ticket provides you with unlimited travel on the bus, tram, and metro throughout Amsterdam and the region with the following GVB, Connexion (regional buses), EBS (regional buses), NS (trains). This ticket is valid from the first time you check in until 04:00 in the morning after the last valid day (depending on whether you have the 1, 2, or 3-day variant). The day starts at midnight. For example: If you check in with the 2-day ticket from midnight onward on Wednesday, your ticket will be valid until 04:00 on Friday morning.

Buy online on <https://www.public-transport-holland.com/>

### **I Amsterdam City Card**

The I Amsterdam City Card is your all-inclusive city pass where you get free admission to 70 museums and attractions and free city wide public transport. The I Amsterdam City Card consists of a chip-card, that is also a public transport card, a pocket guide and provides many freebies and discounted offers on major tourist attractions and restaurants. This card is comparable with a City Card offered in many European Cities.

The Card can be purchased for 1, 2, 3, 4 or 5 days at several Tourist Offices of Amsterdam Tourism & Convention Board (ATCB) or online. I Amsterdam City Card offers are valid within the current calendar year.

#### *Free benefits include:*

Free use of public transport: includes trams, buses and underground of the GVB public transport system. In addition to free access to public transport the card also provides free access to most all the museums and a free canal boat trip. Some museums may charge a supplement for special exhibitions.

Please note that the I Amsterdam City Card is not valid for train travel, including to and from Schiphol Airport.

Further information can be found on the website: <https://www.iamsterdam.com/en>

## 1.8. Emergency numbers

### Police, fire brigade or ambulance

If you are in an emergency and require urgent police assistance, fire brigade or an ambulance, you should call 112. For non-emergency matters that still require police assistance, call 0900-8844.

### Doctor's office

In Amsterdam you can use Hoteldoc for medical care. Hoteldoc can be used for (emergency) doctors and prescription. You can schedule an appointment on their website: [Hoteldoc](#) | [Doctor at your doorstep](#)

### Helplines for the municipality

The City of Amsterdam runs a central information helpline for questions related to civic issues and municipal matters. Simply dial 14 020 (or +31 20 624 1111 if calling from outside the Netherlands). You can also contact the City of Amsterdam by WhatsApp, by sending a message to +31 64 444 0655. An employee of the City will reply at the earliest possible moment between 08:00 and 18:00 hours from Monday to Friday. Please note: when using this service, do not include sensitive information as part of your question.





Dedicated to innovation in aerospace

## Royal Netherlands Aerospace Centre

Royal NLR is a leading international research centre for aerospace. Bolstered by its multidisciplinary expertise and unrivalled research facilities, NLR provides innovative and integral solutions for the complex challenges in the aerospace sector.

NLR's activities span the full spectrum of Research Development Test & Evaluation (RDT & E). Given NLR's specialist knowledge and facilities, companies turn to NLR for validation, verification, qualification, simulation and evaluation. NLR thereby bridges the gap between research and practical applications, while working for both government and industry at home and abroad.

NLR stands for practical and innovative solutions, technical expertise and a long-term design vision. This allows NLR's cutting edge technology to find its way into successful aerospace programs of OEMs, including Airbus, Embraer and Pilatus. NLR contributes to (military) programs, such as ESA's IXV re-entry vehicle, the F-35, the Apache helicopter, and European programs, including SESAR and Clean Sky 2. Founded in 1919, and employing over 650 people, NLR achieves a turnover of approximately 76 million euros, of which 81% derives from contract research, and the remaining from government funds.

For more information visit: [www.nlr.org](http://www.nlr.org)

### Postal address

PO Box 90592  
1006 BM Amsterdam, The  
Netherlands

**e)** [info@nlr.nl](mailto:info@nlr.nl) **i)** [www.nlr.org](http://www.nlr.org)

### NLR Amsterdam

Anthony Fokkerweg 2  
1059 CM Amsterdam, The  
Netherlands

**p)** +31 88 511 3113

### NLR Marknesse

Voorsterweg 31  
8316 PR Marknesse, The  
Netherlands **p)** +31 88 511 4444